



ERIE WATER WORKS

BULK WATER FILL STATION AVAILABLE FOR USE



The Lancaster Tank Bulk Water Fill Station is a convenient means of obtaining large quantities of affordable water in a safe and controlled manner that does not negatively impact the water distribution system or customers of the Erie Water Works (EWW). The station is shown to the right.



Who should take advantage of this opportunity?

Anyone who needs bulk water, such as...

LANDSCAPERS

BULK WATER HAULERS

CONTRACTORS

MUNICIPALITIES

What can the Bulk Water Fill Station be used for?

The station is used for obtaining large quantities of water quickly and safely. Permitted users **Prepay** for the water in any amount above \$50 after registering through an online portal. The water is metered and dispensed at an efficient and controlled rate. The purchased water must be used within the Great Lakes Basin for the purposes of construction, landscaping, filling swimming pools, etc. Once the water is dispensed, it is the responsibility of the permitted user/buyer.

Where is the Bulk Water Fill Station Located?

The station is located just south of the Grandview Elementary School (4305 Lancaster Road) in Millcreek Township. The station is situated on the north side of the access driveway to the EWW's Lancaster Water Storage Tank labeled on the aerial map shown to the right. The Bulk Water Fill Station is located where the yellow star ★ appears.

Users can easily back into the driveway and be completely off of Lancaster Road in order to facilitate a safer exit from the site when the hauling vehicle is done filling.





ERIE WATER WORKS

BULK WATER FILL STATION AVAILABLE FOR USE



When can I use the Bulk Water Fill Station?

365 days a year at any time of day or night, keeping in mind there are some residential neighbors and all parties involved must be courteous and mindful of that.

How Much will the water cost?

For 2020, the cost is **\$5.27 per 1,000 gallons**. This bulk rate is extremely attractive and affordable; it's just over a ½ cent per gallon!

How Can I Register to become a permitted Bulk Water Fill Station user?

Registering to become a permitted user is quite simple. Using your preferred web browser, go to: <https://eriewaterworks.azurewebsites.net/Account/Register.aspx>

It will take about 15 minutes to input all necessary information to apply (*shown at right*). Once complete, EWW's Customer Service Department will review your submission and notify you within 3 business days as to whether or not your application has been accepted. If accepted, you will be asked to provide a *\$50 minimum* prepayment using cash or credit card. You must provide payment in person at EWW's Administration Building, 340 West Bayfront Parkway, Erie, PA 16507. Once complete, EWW will issue both a company specific **Access Code** and user specific **Pin #**. You will also be able to add 'trucks' and users once your account is set up and additional access is granted. Reports will be provided to track usage and costs for each transaction, though you can check online anytime. While users can obtain a printed receipt for each transaction,

Apply for a New Account

Use the form below to apply for a new account. Passwords are required to be a minimum of 8 characters in length. * = required field.

Welcome to Erie Water Works Bulk Water Fill Station customer registration page!

Company Information

Company Name or Full Name:*

Street 1:*

Street 2:

City:*

State/Province:*

Zip/Postal Code:*

Country:*

Category: Unspecified

Contact Information

First Name:*

Last Name:*

Email Address:*

Phone Number:*

Fax Number:

Cell Number:

Human Validation

I'm not a robot

reCAPTCHA Privacy - Terms

Apply

monthly summary emails will be sent automatically which detail every transaction made. Additional information, including a *Flowpoint* Customer Manual is available on EWW's website at www.eriewater.org/bulkwaterfillstation.




ERIE WATER WORKS


BULK WATER FILL STATION AVAILABLE FOR USE



Once I'm a Permitted User, How Do I Operate the Station?

Here is the list of basic equipment you will need:

- 2" Male Camlock Fitting to attach to the existing Female end shown 
- Appropriate Hose (size, length, and type) to facilitate the transmission of dispensed water to the vessel to be filled
- Vessel of known capacity to safely accept and transport the purchased water (which is potable at time of purchase).



Refer to the Keypad Walkthrough & Help Guide on the remaining pages of this packet.

Will I still be able to apply for a Fire Hydrant Use Permit?

The Lancaster Bulk Fill Station is the preferred location for obtaining bulk water within the EWW water distribution system. In cases where, for example, roadway or building construction is occurring and smaller quantities of water are needed, or traveling to the station is impractical, hydrant permits *could* be granted on a case by case basis. Applications must still be completed in person at EWW's Administration Building located at 340 West Bayfront Parkway, Erie PA 16507. The construction site must be active for the hydrant permit to remain in place.

Please be aware that EWW has implemented a new Fire Hydrant Use Permit Application and associated fees. A summary of the changes are as follows:

- A refundable equipment deposit is required in advance of installation by EWW. 3" meter / 2" backflow deposit is \$1,000 – ¾" meter/backflow deposit is \$300
- A non-refundable set-up and installation fee of \$125 must be paid prior to the hydrant meter and backflow being installed by EWW.
- Water used will be charged at EWW's current bulk rate plus a 5% administrative fee to cover program management. The 2020 bulk rate is \$3.66/1 CCF (748 gallons).

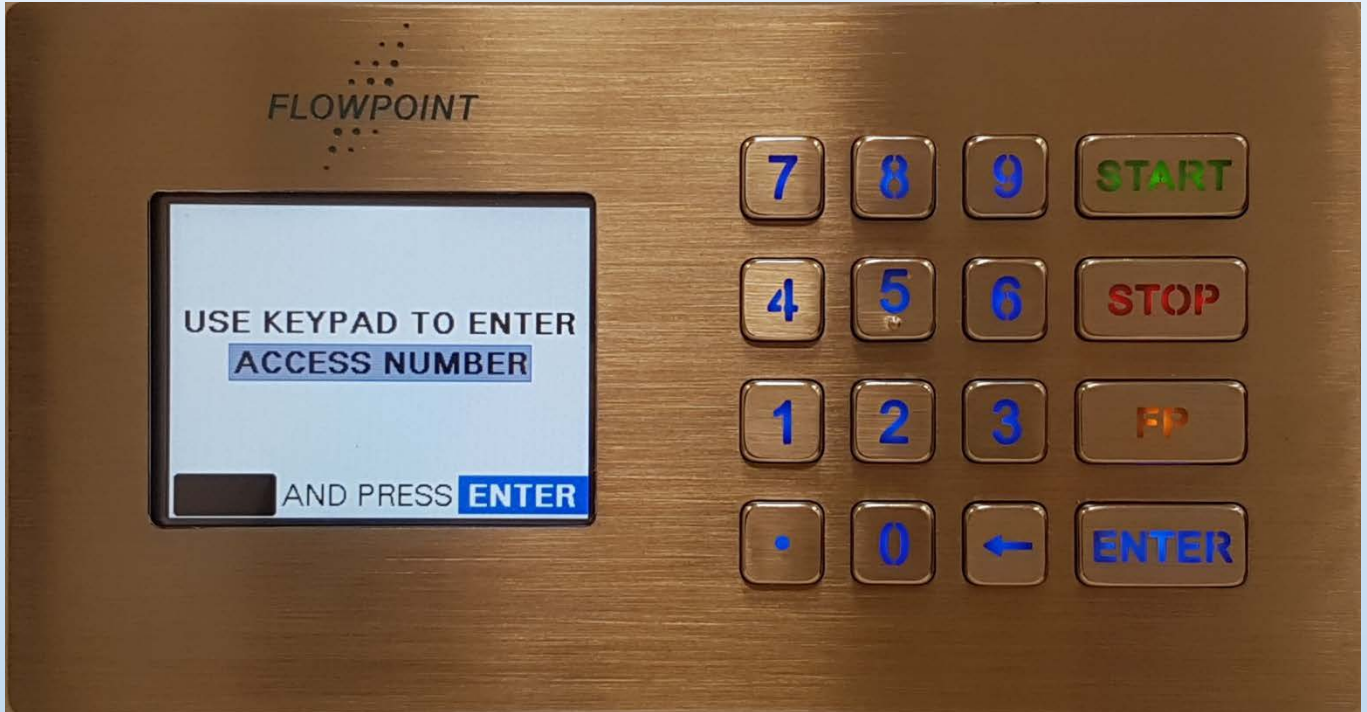
REGISTER TODAY TO BE A BULK WATER FILL STATION PERMITTED USER

<https://eriewaterworks.azurewebsites.net/Account/Register.aspx>



LANCASTER TANK BULK WATER FILL STATION

KEYPAD WALKTHROUGH & HELP GUIDE



Pictured above is the FlowPoint Single Hose - Pre-Pay Display permittees will use to enter their Access Code, Pin #, and desired water volume in gallons they want to purchase.



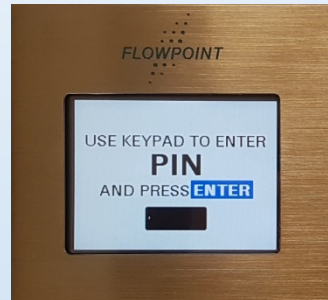
LANCASTER TANK BULK WATER FILL STATION

KEYPAD WALKTHROUGH & HELP GUIDE

Single Hose - Pre-Pay Display



1. Using the Keypad, type in the Access Code and then press **ENTER**.



2. Enter in the associated PIN # and press **ENTER**.



3. Users Pre-Paid Account Balance shown in US Gallons.



4. Enter in the desired volume of Water (Gallons) and press **ENTER**.



5. Is the Hose connected? IF Yes, press **START** to begin.



6. Users have the option to either **PAUSE** (120s max) or **STOP** a fill.



7. Fill Complete displays the Volume Dispensed and returns to the Ready Display.

8. Visually confirm water is no longer being Dispensed and disconnect hose.